



HYDRAULIC
IRONWORKERS
& PUNCHING MACHINES
Proudly Made in **TAIWAN**



Multi-Functions | Excellent Quality | Economical Investment

Imported & Distributed in India by **SANMAC**MACHINES

CE ISO 9001



INTRODUCTION

The Sunrise Hydraulic Ironworkers are designed with multi-functions to save labor, time, energy and cost. This versatility aspect allows the Sunrise Ironworkers to meet the diversified needs of the engineering industry. Maximum efficiency and long life is guaranteed by latest manufacturing methods, from powerful CAD design, modern production line with CNC equipment, to continuous quality control. Each work station is equipped with specially designed hold-downs to ensure safety while providing precision and ease of use. At their affordable prices, these ironworkers are the most economical and effective machines in the industry for the manufacturing of metal products.



* Pipe Notching



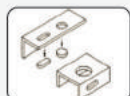
* Angle Bending



Punching



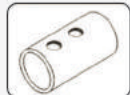
* Radius Corners



Punching



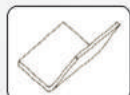
* Rounding off



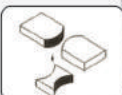
* Pipe Punching



* Cutting and Rounding off



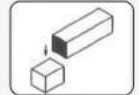
* Press Brake



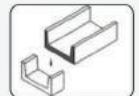
* Bilateral Rounding off



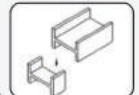
Round Bar Shear



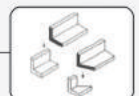
Square Bar Shear



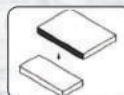
* Channel Shear



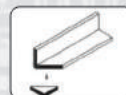
* I Beam Shear



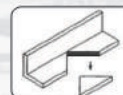
Angle Shear



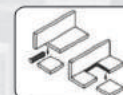
Flat Bar Shear



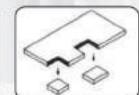
Angle Miter Shear




* Vee Notching



Notching



Notching



1. The use of name brand hydraulic parts ensure great reliability on the hydraulic system.
2. Electronic cabinet with low 24 volt DC control circuit provides full protection and safety.

* : Optional tooling



Hydraulic Ironworkers Single Cylinder Models



IW - 45M



IW - 60H

The IW-45 M has four standard stations, capable of a wide range of applications. The punching station can be converted into a notching station. IW-45M is heavier and stronger than other competitive machines. This durable and economical model is perfect for small shops with a limited budget.

The IW-60H features the "Z" shape aperture at the angle shear station, which makes this model capable of doing both the internal and external miter shear on angle bars. The round / square bar shearing on this model is a stand-alone station that has large shearing capability.


Specifications Unit : mm

MODEL	IW-45M	IW-60H
Punching Pressure	45 Ton	60 Ton
Punching Capacity	φ 22 x 15	φ 28 x 15
Throat Depth	175	220
Flat Bar Shear (WxT)	350 x 8	350 x 15
Angle Shear	80 x 80 x 8	100 x 100 x 13
Round Bar Shear	φ 25	φ 40
Square Bar Shear	25 x 25	38 x 38
Channel Shear*	-	102*
Rectangular Notcher	50.8 x 90 x 7*	50.8 x 90 x 8
Motor Power	5 HP	7.5 HP

Note : Based on material strength of 45 kg / mm² tensile.

*Optional tooling

* Multi-stop gauge table (Optional)




* Punches & dies



* Overhang die holder



* Goose-neck die holder



* Urethane spring stripper



Hydraulic Ironworkers Double Cylinder Models

"S/SD" SERIES

The double cylinder "S/SD" series in the Sunrise tradition of well engineered ironworkers built for high power, quality, and reliability. These ironworkers have two control foot paddles, and separate operations can be safely performed simultaneously without interference. The low pressure setting for tool change provides maximum operation safety. The long punching cylinder stroke and deep throat enable mounting a wide range of special equipment. The large punching base with the "T-slot" fixing provide a solid base for securing the punching tooling, as well as a wide range of optional and custom designed tooling.



IW-80S

Specifications Unit : mm

MODEL	IW-60S	IW-60SD	IW-80S	IW-80SD	IW-100S	IW-100SD	IW-125S	IW-125SD	IW-165SD
Punching Pressure	60 Ton		80 Ton		100 Ton		125 Ton		165 Ton
Punching Capacity	φ 22 x 20		φ 26 x 22		φ 28 x 26		φ 33 x 27		φ 37 x 32
Throat Depth	310 510		310 510		310 510		310 510		510
Flat Bar Shear (WxT)	350 x 15		460 x 15		610 x 16		610 x 18		760 x 20
Angle Shear	130 x 130 x 12		152 x 152 x 12		152 x 152 x 15		152 x 152 x 18		205 x 205 x 20
Round Bar Shear	φ 40		φ 45		φ 45		φ 50		φ 60
Square Bar Shear	38 x 38		45 x 45		45 x 45		50 x 50		60 x 60
Channel Shear*	130*		152*		152*		180*		203*
Rectangular Notcher	50.8 x 90 x 9		50.8 x 90 x 12		63.5 x 90 x 12		63.5 x 90 x 13		63.5 x 90 x 16
Motor Power	7.5 HP		10 HP		10 HP		15 HP		20 HP

* Optional tooling


Note : Based on material strength of 45 kg / mm² tensile. Design and specifications subject to change without notice.




* Large vee-notcher (Punch side)



* Angle bending press



* Single vee press brake



* Multi vee press brake



**Semi-Automatic
Feeding Table**
(for Punching Station in Ironworker)




Hydraulic Ironworkers

"K" Series


The all new K-series is a specially designed compact ironworker with vertical movements at all stations. The entire main slide moves in straight up and down motion to provide the optimum results for punching, shearing, notching, and bending. Optional hydraulic hold-down and urethane spring stripper are also available for the best performance. The very fast cylinder stroke greatly improves the efficiency.




IW - 85KD



* Channel Shearing



* Electric Back gauge



* Hydraulic Hold down

Specifications

Unit : mm

MODEL	IW-45K	IW-60K	IW-85KD	IW-120KD
Punching Pressure	45 Ton	60 Ton	85 Ton	120 Ton
Punching Capacity	φ 22 x 15	φ 22 x 20	φ 27 x 22	φ 30 x 27
Throat Depth	165	200	410	410
Flat Bar Shear (WxT)	300 x 10	350 x 15	406 x 20	460 x 20
Angle Shear	75 x 75 x 6	100 x 100 x 8	130 x 130 x 12	152 x 152 x 15
Round Bar Shear	φ 30	φ 40	φ 45	φ 45
Square Bar Shear	25 x 25	38 x 38	45 x 45	45 x 45
Channel Shear*	76*	102*	152*	180*
Rectangular Notcher (W x D x T)	50.8 x 90 x 7	50.8 x 90 x 8	63.5 x 90 x 12	63.5 x 90 x 15
Motor Power	5 HP	7.5 HP	10 HP	15 HP

* Optional tooling

Note : Based on material strength of 45 kg / mm² tensile. Design and specifications subject to change without notice.

Hydraulic Bending Machines

"HBM" Series



Programmable NC controlled

- Flat plate bending
- Pipe bending
- Punching
- Flat Plate shearing
- Straightening shaped steel

Specifications

Unit : mm

MODEL	HBM-40	HBM-75
Cylinder Force	40 Ton	75 Ton
Cylinder stroke	250	350
Bending punch height	200	300
Bending capacity (Single v die)	200 x 12	300 x 12
Punching tool capacity	φ 30 x 9	φ 30 x 15
Flat plate shear	175 x 12	175 x 16
Pipe bending range (90° bend)	φ 3 / 8" ~ 2"	φ 3 / 8" ~ 2"
Straightening tool (Max profile)	200	300
Motor power	5 HP	7.5 HP

Note : Based on material strength of 45 kg / mm² tensile.




Hydraulic Punching Machines

"PM" Series

Specially designed hydraulic cylinder enables the machine to retract faster and also our slimmer cylinder brings a better appearance to the machine. All optional tooling used on the punching station of S/SD ironworkers can also be used on the PM models.



PM - 55LT



* Channel shearing



* Angle shearing



* Flat bar shearing



* Rectangle notcher



* Multi Punch Tool (optional)



Fully-Automatic
CNC Punching Machine

Specifications

Unit : mm


MODEL	PM-35T	PM-35LT	PM-35XT	PM-55T	PM-55LT	PM-55XT	PM-80T	PM-80LT	PM-80XT	PM-120LT	PM-120XT	PM-160LT	PM-160XT	PM-200LT	PM-200XT
Punching Pressure	35 Ton			55 Ton			80 Ton			120 Ton		160 Ton		200 Ton	
Punching Capacity	$\phi 18 \times 14 / \phi 50 \times 5$			$\phi 22 \times 18 / \phi 50 \times 8$			$\phi 25 \times 23 / \phi 50 \times 12$			$\phi 32 \times 27 / \phi 50 \times 17$		$\phi 36 \times 32 / \phi 50 \times 23$		$\phi 41 \times 35 / \phi 50 \times 29$	
Max. Stroke Length	100			100			100			100		100		100	
Throat Depth	310	510	760	310	510	760	310	510	760	510	760	510	760	510	760
Cycles / Min. (20mm)	41			28			28			26		27		28	
Electrical Motor	5 HP			5 HP			7.5 HP			10 HP		15 HP		20 HP	

* Optional tooling

Note : Based on material strength of 45 kg / mm² tensile. Design and specifications subject to change without notice.

Automatic Angle Line (ALS)

(Automatic Punching, Shearing & Stamping for Angle Steel)



Automatic Punch & Shear (APS)

(Automatic Punching & Shearing for Flat Steel)



Zoom in (APS)



Zoom in (APS)

Exclusive Indian Distributor



admin@sanmacmachines.com

www.sanmacmachines.com

CHENNAI - WAREHOUSE & SALES OFFICE
T-348, Sidco Women's Industrial Park, Vellanur Village,
Thirumullaivoyal, Chennai - 600062.
Ph : 98421 50170, 73730 80170

COIMBATORE - SALES OFFICE Ph : 98429 02430.

MADURAI - HEAD OFFICE Ph : 94430 50170, 94430 30170

DEALER NETWORK - ALL OVER INDIA

Manufactured by : SUNRISE Fluid Power Inc., Taiwan. | www.sunriseiw.com.tw